

MITJET

Circuit de Barcelona - Catalunya

Qualifying 1

Amended

Final Classification

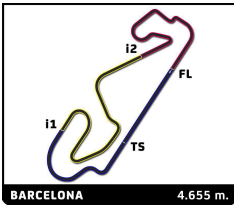
Nr.	Driver	Team	Car	Cl	Time	Lap Total	Gap	Kph
1	17 Nerses Isaakyan	ARCTIC ENERGY		ST	1:53.703	3 5	- -	147.4
2	25 Romain Carton	GPC MOTORSPORT		ST	1:54.106	4 6	+0.403 +0.403	146.9
3	12 Alexandre Guesdon	GENERATION STUNT		ST	1:54.925	4 6	+1.222 +0.819	145.8
4	23 Jeremy Lourenço	VIP CHALLENGE		ST	1:55.161	4 6	+1.458 +0.236	145.5
5	27 Christophe Cresp	VIP CHALLENGE		ST	1:55.402	4 6	+1.699 +0.241	145.2
6	74 Sebastien Baud	GPC MOTORSPORT		2L	2:05.416	6 7	+11.713+10.014	133.6
7	68 Victor Weyrich	GPC MOTORSPORT		2L	2:05.670	6 7	+11.967 +0.254	133.3
8	76 Ludovic Revol	MV2S		2L	2:06.511	5 6	+12.808 +0.841	132.5
9	18 Edouard Cauhaupé	POLE POSITION		2L	2:06.652	5 6	+12.949 +0.141	132.3
10	41 Roberto Benedetti	THE CLUB MOTORSPORT		2L	2:06.735	5 6	+13.032 +0.083	132.2
11	5 Guillaume Pigeat	DM RACING		2L	2:07.136	6 8	+13.433 +0.401	131.8
12	93 Pascal Corinti	DM RACING		2L	2:07.769	6 7	+14.066 +0.633	131.2
13	88 Dario Caso	THE CLUB MOTORSPORT		2L	2:08.156	4 10	+14.453 +0.387	130.8
14	13 Xavier Marre-Boniface	VIP CHALLENGE		2L	2:08.409	6 7	+14.706 +0.253	130.5
15	10 Omar Benhayoun	VIP CHALLENGE		2L	2:09.637	5 7	+15.934 +1.228	129.3
16	32 Christophe Contre	VIP CHALLENGE		2L	2:09.659	6 7	+15.956 +0.022	129.2
17	69 Frederic De Brabant	MIRAGE RACING		2L	2:09.708	5 6	+16.005 +0.049	129.2
18	34 Hugo Dutertre	VIP CHALLENGE		2L	2:10.000	6 7	+16.297 +0.292	128.9
19	55 Alexandre Jouan	MIRAGE RACING		2L	2:12.573	3 7	+18.870 +2.573	126.4
20	30 Yvan Dupuis	MV2S		2L	2:12.841	5 7	+19.138 +0.268	126.2
21	37 Olivier Leclerot	MV2S		2L	2:13.661	5 6	+19.958 +0.820	125.4
22	31 Davide Di Benedetto	THE CLUB MOTORSPORT		2L		7		
Fastest Lap		Lap 3	Nerses Isaakyan		1:53.703			147.4 Kph

Car 88 - Lap 6 cancelled
 Car 31 - All laps time cancelled due to Stewards Decision No. 5

Published at:

Track Status: **DRY**

Stewards:	Timekeeper:
------------------	--------------------



MITJET

Circuit de Barcelona - Catalunya Qualifying 1

Final Classification by Class

Amended

Nr. Drivers	Team	Car	Time	Lap Total	Gap	Kph
2L						
1 74 S. Baud	GPC MOTORSPORT		2:05.416	6 7		133.6
2 68 V. Weyrich	GPC MOTORSPORT		2:05.670	6 7	+0.254 +0.254	133.3
3 76 L. Revol	MV2S		2:06.511	5 6	+1.095 +0.841	132.5
4 18 E. Cauhaupé	POLE POSITION		2:06.652	5 6	+1.236 +0.141	132.3
5 41 R. Benedetti / M. Ampolo	THE CLUB MOTORSPORT		2:06.735	5 6	+1.319 +0.083	132.2
6 5 G. Pigeat / F. Pija	DM RACING		2:07.136	6 8	+1.720 +0.401	131.8
7 93 P. Corinti / C. Roure	DM RACING		2:07.769	6 7	+2.353 +0.633	131.2
8 88 D. Caso / L. Engolli	THE CLUB MOTORSPORT		2:08.156	4 10	+2.740 +0.387	130.8
9 13 X. Marre-Boniface	VIP CHALLENGE		2:08.409	6 7	+2.993 +0.253	130.5
10 10 O. Benhayoun	VIP CHALLENGE		2:09.637	5 7	+4.221 +1.228	129.3
11 32 C. Contre / T. Humeau	VIP CHALLENGE		2:09.659	6 7	+4.243 +0.022	129.2
12 69 F. De Brabant	MIRAGE RACING		2:09.708	5 6	+4.292 +0.049	129.2
13 34 H. Dutertre	VIP CHALLENGE		2:10.000	6 7	+4.584 +0.292	128.9
14 55 A. Jouan / A. Lepretre	MIRAGE RACING		2:12.573	3 7	+7.157 +2.573	126.4
15 30 Y. Dupuis	MV2S		2:12.841	5 7	+7.425 +0.268	126.2
16 37 O. Leclerot	MV2S		2:13.661	5 6	+8.245 +0.820	125.4
17 31 D. Di Benedetto / F. Malvestiti	THE CLUB MOTORSPORT			7		
ST						
1 17 N. Isaakyan	ARCTIC ENERGY		1:53.703	3 5		147.4
2 25 R. Carton	GPC MOTORSPORT		1:54.106	4 6	+0.403 +0.403	146.9
3 12 A. Guesdon	GENERATION STUNT		1:54.925	4 6	+1.222 +0.819	145.8
4 23 J. Lourenço	VIP CHALLENGE		1:55.161	4 6	+1.458 +0.236	145.5
5 27 C. Cresp	VIP CHALLENGE		1:55.402	4 6	+1.699 +0.241	145.2

Car 88 - Lap 6 cancelled

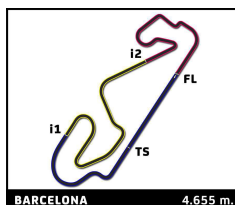
Car 31 - All laps time cancelled due to Stewards Decision No. 5

Published at:

Track Status: **DRY**

Stewards:

Timekeeper:



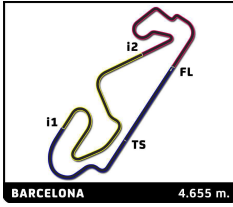
BARCELONA 4.655 m.

MITJET

Circuit de Barcelona - Catalunya Qualifying 1

Best Sector Times

SECTOR 1			SECTOR 2			SECTOR 3			Pos	Team	Cl	Ideal Lap	Best Lap
Pos	Driver	Time	Driver	Time	Driver	Time	Pos	Team					
1	27 C.Cresp	32.689	17 N.Isaakyan	44.064	17 N.Isaakyan	36.677	1	17 ARCTIC ENERGY	ST	1:53.574	1:53.703	(1)	
2	25 R.Carton	32.747	23 J.Lourenço	44.273	25 R.Carton	36.883	2	25 GPC MOTORSPORT	ST	1:53.979	1:54.106	(2)	
3	23 J.Lourenço	32.809	25 R.Carton	44.349	12 A.Guesdon	37.230	3	12 GENERATION STUNT	ST	1:54.511	1:54.925	(3)	
4	12 A.Guesdon	32.814	12 A.Guesdon	44.467	27 C.Cresp	37.798	4	23 VIP CHALLENGE	ST	1:55.040	1:55.161	(4)	
5	17 N.Isaakyan	32.833	27 C.Cresp	44.695	23 J.Lourenço	37.958	5	27 VIP CHALLENGE	ST	1:55.182	1:55.402	(5)	
6	76 L.Revol	36.031	74 S.Baud	48.523	31 D.Di Benedetto	40.314	6	31 THE CLUB MOTORSPORT	2L	2:05.048	2:05.052	(6)	
7	68 V.Weyrich	36.114	31 D.Di Benedetto	48.581	74 S.Baud	40.675	7	74 GPC MOTORSPORT	2L	2:05.331	2:05.416	(7)	
8	74 S.Baud	36.133	68 V.Weyrich	48.685	68 V.Weyrich	40.764	8	68 GPC MOTORSPORT	2L	2:05.563	2:05.670	(8)	
9	31 D.Di Benedetto	36.153	41 R.Benedetti	49.181	18 E.Cauhaupe	40.945	9	76 MV2S	2L	2:06.301	2:06.511	(9)	
10	41 R.Benedetti	36.290	18 E.Cauhaupe	49.235	88 D.Caso	40.956	10	18 POLE POSITION	2L	2:06.651	2:06.652	(10)	
11	5 G.Pigeat	36.444	5 G.Pigeat	49.245	76 L.Revol	40.972	11	41 THE CLUB MOTORSPORT	2L	2:06.735	2:06.735	(11)	
12	18 E.Cauhaupe	36.471	76 L.Revol	49.298	5 G.Pigeat	41.131	12	5 DM RACING	2L	2:06.820	2:07.136	(12)	
13	93 P.Corinti	36.546	13 X.Marre-Boniface	49.774	41 R.Benedetti	41.264	13	88 THE CLUB MOTORSPORT	2L	2:07.595	2:08.156	(14)	
14	88 D.Caso	36.582	93 P.Corinti	49.822	32 C.Contre	41.377	14	93 DM RACING	2L	2:07.769	2:07.769	(13)	
15	10 O.Benhayoun	37.017	34 H.Dutertre	49.984	93 P.Corinti	41.401	15	13 VIP CHALLENGE	2L	2:08.299	2:08.409	(15)	
16	13 X.Marre-Boniface	37.108	88 D.Caso	50.057	13 X.Marre-Boniface	41.417	16	32 VIP CHALLENGE	2L	2:09.032	2:09.659	(17)	
17	69 F.De Brabant	37.223	32 C.Contre	50.351	10 O.Benhayoun	41.723	17	34 VIP CHALLENGE	2L	2:09.208	2:10.000	(19)	
18	55 A.Jouan	37.248	69 F.De Brabant	50.615	34 H.Dutertre	41.752	18	10 VIP CHALLENGE	2L	2:09.374	2:09.637	(16)	
19	32 C.Contre	37.304	10 O.Benhayoun	50.634	69 F.De Brabant	41.820	19	69 MIRAGE RACING	2L	2:09.658	2:09.708	(18)	
20	34 H.Dutertre	37.472	55 A.Jouan	50.998	55 A.Jouan	43.019	20	55 MIRAGE RACING	2L	2:11.265	2:12.573	(20)	
21	37 O.Leclerot	38.068	30 Y.Dupuis	51.068	30 Y.Dupuis	43.045	21	30 MV2S	2L	2:12.364	2:12.841	(21)	
22	30 Y.Dupuis	38.251	37 O.Leclerot	52.138	37 O.Leclerot	43.085	22	37 MV2S	2L	2:13.291	2:13.661	(22)	

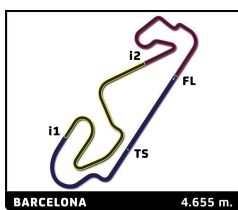


MITJET

Circuit de Barcelona - Catalunya Qualifying 1

Best Top Speeds

Team	Car	Class	Top Speed Driver	Top 1		Top 2		Top 3		Top 4		Top 5		
				Kph	Lap	Kph	Lap	Kph	Lap	Kph	Lap	Kph	Lap	Avg
27 VIP CHALLENGE		ST	C. Cresp	234.3	4	233.8	3	233.3	5	232.8	2	232.3	6	233.3
25 GPC MOTORSPORT		ST	R. Carton	233.8	5	233.3	6	232.8	2	232.8	3	232.8	4	233.1
23 VIP CHALLENGE		ST	J. Lourenço	228.9	3	228.9	4	227.4	5	227.0	6	226.5	2	227.7
12 GENERATION STUNT		ST	A. Guesdon	227.9	3	227.4	4	227.0	5	227.0	6	188.4	2	219.5
17 ARCTIC ENERGY		ST	N. Isaakyan	227.0	4	226.5	3	226.5	5	225.1	2	101.5	1	201.3
88 THE CLUB MOTORSPORT		2L	D. Caso	212.8	4	208.3	3	208.3	5	207.5	6	207.5	2	208.9
74 GPC MOTORSPORT		2L	S. Baud	211.1	7	209.1	6	207.5	5	206.7	4	205.1	3	207.9
76 MV2S		2L	L. Revol	210.3	5	209.1	4	207.5	3	207.1	2	153.1	6	197.4
93 DM RACING		2L	P. Corinti	210.3	4	209.5	3	208.3	6	207.9	5	206.3	2	208.5
68 GPC MOTORSPORT		2L	V. Weyrich	209.5	2	208.3	5	207.9	3	207.5	6	206.7	4	208.0
10 VIP CHALLENGE		2L	O. Benhayoun	209.1	4	205.9	3	204.4	6	203.2	5	202.5	2	205.0
41 THE CLUB MOTORSPORT		2L	R. Benedetti	209.1	2	209.1	3	207.9	6	206.7	5	155.1	1	197.6
5 DM RACING		2L	G. Pigeat	209.1	3	206.7	2	205.1	5	204.7	4	204.0	6	205.9
31 THE CLUB MOTORSPORT		2L	D. Di Benedetto	208.3	3	207.5	6	207.1	4	207.1	5	207.1	7	207.4
55 MIRAGE RACING		2L	A. Jouan	206.7	5	205.9	3	205.5	4	205.1	6	204.7	2	205.6
69 MIRAGE RACING		2L	F. De Brabant	206.3	3	204.7	5	204.4	4	204.4	6	203.6	2	204.7
18 POLE POSITION		2L	E. Cauhaupé	206.3	4	205.9	5	205.5	3	204.4	2	154.4	6	195.3
34 VIP CHALLENGE		2L	H. Dutertre	204.7	4	204.4	2	203.6	3	203.2	5	203.2	6	203.8
32 VIP CHALLENGE		2L	C. Contre	203.6	2	203.6	3	202.1	4	202.1	5	200.2	6	202.3
37 MV2S		2L	O. Leclerot	203.6	5	203.2	3	203.2	4	202.8	6	202.1	2	203.0
13 VIP CHALLENGE		2L	X. Marre-Boniface	202.5	6	202.1	7	201.7	3	201.7	4	201.7	5	201.9
30 MV2S		2L	Y. Dupuis	198.4	2	198.4	5	198.0	4	198.0	6	197.3	3	198.0

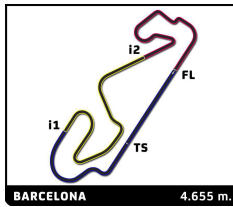


MITJET

Circuit de Barcelona - Catalunya
Qualifying 1

Fastest Lap Sequence

Practice Time	Team	Car	Class	Driver	Time	Kph	
4:19.525	74 GPC MOTORSPORT		2L	Sebastien Baud	2:06.952	132.0	2
6:30.289	31 THE CLUB MOTORSPORT		2L	Davide Di Benedetto	2:05.648	133.4	3
10:54.939	74 GPC MOTORSPORT		2L	Sebastien Baud	2:05.577	133.4	5
12:47.296	31 THE CLUB MOTORSPORT		2L	Davide Di Benedetto	2:05.052	134.0	6
16:26.272	17 ARCTIC ENERGY		ST	Nerses Isaakyan	1:57.441	142.7	2
17:15.703	25 GPC MOTORSPORT		ST	Romain Carton	1:54.663	146.2	2
18:19.975	17 ARCTIC ENERGY		ST	Nerses Isaakyan	1:53.703	147.4	3



MITJET

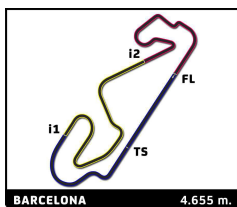
Circuit de Barcelona - Catalunya

Qualifying 1

Sector Analysis

■ Personal Best ■ Session Best B Crossing the finish line in pit lane

Lap	D	Time	Sector 1	Sector 2	Sector 3	T. Spd	Elapsed	Lap	D	Time	Sector 1	Sector 2	Sector 3	T. Spd	Elapsed
5		DM RACING													
		1. Guillaume Pigeat 2L													
		2. François Pija													
1	1	2:21.848	47.837	51.938	42.073	147.3	2:21.848								
2	1	2:08.321	36.849	49.825	41.647	206.7	4:30.169								
3	1	2:07.477	36.526	49.555	41.396	209.1	6:37.646								
4	1	2:07.519	36.741	49.647	41.131	204.7	8:45.165								
5	1	2:07.636	36.444	49.633	41.559	205.1	10:52.801								
6	1	2:07.136	36.605	49.245	41.286	204.0	12:59.937								
7	1	2:10.898	37.454	49.716	43.728	203.6	15:10.835								
8	1	2:24.385 B	39.050	55.718	49.617	177.6	17:35.220								
10		VIP CHALLENGE													
		1. Omar Benhayoun 2L													
1	1	3:00.513	1:21.326	54.441	44.746	151.6	3:00.513								
2	1	2:12.337	38.195	51.488	42.654	202.5	5:12.850								
3	1	2:10.583	37.017	51.173	42.393	205.9	7:23.433								
4	1	2:11.002	37.560	51.655	41.787	209.1	9:34.435								
5	1	2:09.637	37.266	50.648	41.723	203.2	11:44.072								
6	1	2:25.181	37.039	50.634	57.508	204.4	14:09.253								
7	1	2:45.006 B	47.556	57.968	59.482	141.6	16:54.259								
12		GENERATION STUNT													
		1. Alexandre Guesdon ST													
1	1	15:10.528	...	50.037	39.397	153.6	15:10.528								
2	1	1:58.645	35.723	45.295	37.627	188.4	17:09.173								
3	1	1:55.138	33.147	44.761	37.230	227.9	19:04.311								
4	1	1:54.925	32.814	44.731	37.380	227.4	20:59.236								
5	1	1:55.145	32.916	44.467	37.762	227.0	22:54.381								
6	1	1:55.762	33.321	44.644	37.797	227.0	24:50.143								
13		VIP CHALLENGE													
		1. Xavier Marre-Boniface 2L													
1	1	2:38.239	59.147	54.991	44.101	149.3	2:38.239								
2	1	2:11.981	38.214	51.200	42.567	201.0	4:50.220								
3	1	2:10.796	37.674	50.766	42.356	201.7	7:01.016								
4	1	2:09.213	37.523	49.961	41.729	201.7	9:10.229								
5	1	2:09.131	37.387	50.188	41.556	201.7	11:19.360								
6	1	2:08.409	37.218	49.774	41.417	202.5	13:27.769								
7	1	2:28.795 B	37.108	53.848	57.839	202.1	15:56.564								
17		ARCTIC ENERGY													
		1. Nerses Isaakyan ST													
1	1	14:28.831	...	52.758	40.749	101.5	14:28.831								
2	1	1:57.441	34.090	46.122	37.229	225.1	16:26.272								
3	1	1:53.703	32.962	44.064	36.677	226.5	18:19.975								
4	1	1:54.158	32.833	44.491	36.834	227.0	20:14.133								
5	1	2:12.346 B	33.420	48.314	50.612	226.5	22:26.479								
18		POLE POSITION													
		1. Edouard Cauhaube 2L													
1	1	3:43.030	2:07.633	52.620	42.777	151.6	3:43.030								
2	1	2:08.571	37.272	49.933	41.366	204.4	5:51.601								
3	1	2:07.440	36.886	49.609	40.945	205.5	7:59.041								
4	1	2:07.047	36.664	49.435	40.948	206.3	10:06.088								
5	1	2:06.652	36.471	49.235	40.946	205.9	12:12.740								
6	1	2:30.484 B	40.864	53.252	56.368	154.4	14:43.224								
23		VIP CHALLENGE													
		1. Jeremy Lourenço ST													
1	1	14:38.798	...	56.032	42.756	100.7	14:38.798								
2	1	1:57.908	34.129	45.112	38.667	226.5	16:36.706								
3	1	1:56.132	32.935	44.532	38.665	228.9	18:32.838								
4	1	1:55.161	32.809	44.273	38.079	228.9	20:27.999								
5	1	1:55.633	33.111	44.564	37.958	227.4	22:23.632								
6	1	1:55.772	33.177	44.606	37.989	227.0	24:19.404								
25		GPC MOTORSPORT													
		1. Romain Carton ST													
1	1	15:21.040	...	49.370	38.712	163.0	15:21.040								
2	1	1:54.663	33.337	44.349	36.977	232.8	17:15.703								
3	1	1:54.189	32.747	44.355	37.087	232.8	19:09.892								
4	1	1:54.106	32.827	44.396	36.883	232.8	21:03.998								
5	1	1:54.374	32.801	44.466	37.107	233.8	22:58.372								
6	1	2:02.087 B	33.019	44.569	44.499	233.3	25:00.459								
27		VIP CHALLENGE													
		1. Christophe Cresp ST													
1	1	14:39.818	...	55.799	42.903	101.0	14:39.818								
2	1	1:57.815	34.013	45.528	38.274	232.8	16:37.633								
3	1	1:55.945	32.689	44.803	38.453	233.8	18:33.578								
4	1	1:55.402	32.834	44.770	37.798	234.3	20:28.980								
5	1	1:55.450	32.893	44.695	37.862	233.3	22:24.430								
6	1	1:56.170	32.933	45.215	38.022	232.3	24:20.600								
30		MV2S													
		1. Yvan Dupuis 2L													
1	1	2:57.662	1:10.409	1:00.832	46.421	106.4	2:57.662								
2	1	2:14.856	38.419	52.404	44.033	198.4	5:12.518								
3	1	2:13.526	38.368	51.697	43.461	197.3	7:26.044								
4	1	2:13.271	38.493	51.733	43.045	198.0	9:39.315								
5	1	2:12.841	38.381	51.322	43.138	198.4	11:52.156								
6	1	2:14.988	38.251	51.068	45.669	198.0	14:07.144								
7	1	3:02.902 B	50.874	1:08.556	1:03.472	140.5	17:10.046								
31		THE CLUB MOTORSPORT													
		1. Davide Di Benedetto 2L													
		2. Francesco Malvestiti													
1	1	2:17.163	43.365	51.645	42.153	143.2	2:17.163								
2	1	2:07.478	36.852	49.903	40.723	205.9	4:24.641								
3	1	2:05.648	36.153	48.942	40.553	208.3	6:30.289								
4	1	2:06.173	36.227	49.260	40.686	207.1	8:36.462								
5	1	2:05.782	36.192	48.906	40.684	207.1	10:42.244								
6	1	2:05.052	36.157	48.581	40.314	207.5	12:47.296								
7	1	2:16.149 B	36.236	48.915	50.998	207.1	15:03.445								
32		VIP CHALLENGE													
		1. Christophe Contre 2L													
		2. Thomas Humeau													
1	1	2:27.679	51.321	52.973	43.385	151.6	2:27.679								
2	1	2:11.117	37.788	51.084	42.245	203.6	4:38.796								
3	1	2:11.337	37.397	51.537	42.403	203.6	6:50.133								
4	1	2:09.720	37.304	50.351	42.065	202.1	8:59.853								
5	1	2:10.112	37.473	50.715	41.924	202.1	11:09.965								
6	1	2:09.659	37.507	50.775	41.377	200.2	13:19.624								
7	1	2:20.701 B	40.147	52.212	48.342	183.3	15:40.325								



MITJET

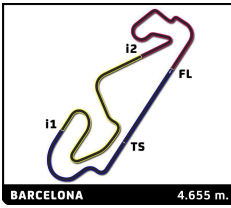
Circuit de Barcelona - Catalunya

Qualifying 1

Sector Analysis

■ Personal Best ■ Session Best B Crossing the finish line in pit lane

Lap	D	Time	Sector 1	Sector 2	Sector 3	T. Spd	Elapsed	Lap	D	Time	Sector 1	Sector 2	Sector 3	T. Spd	Elapsed		
34	VIP CHALLENGE 1. Hugo Dutertre							2L	74	GPC MOTORSPORT 1. Sebastien Baud							2L
1	1	2:39.954	1:00.014	56.019	43.921	149.5	2:39.954	1	1	2:12.573	40.369	50.662	41.542	147.9	2:12.573		
2	1	2:13.504	38.082	51.656	43.766	204.4	4:53.458	2	1	2:06.952	36.637	49.325	40.990	202.5	4:19.525		
3	1	2:19.906	42.464	55.500	41.942	203.6	7:13.364	3	1	2:23.548	36.255	48.847	58.446	205.1	6:43.073		
4	1	2:10.502	37.706	51.044	41.752	204.7	9:23.866	4	1	2:06.289	36.472	48.770	41.047	206.7	8:49.362		
5	1	2:10.183	37.472	50.681	42.030	203.2	11:34.049	5	1	2:05.577	36.173	48.729	40.675	207.5	10:54.939		
6	1	2:10.000	37.595	50.451	41.954	203.2	13:44.049	6	1	2:05.416	36.133	48.523	40.760	209.1	13:00.355		
7	1	2:17.934 B	37.762	49.984	50.188	199.9	16:01.983	7	1	2:23.825 B	36.415	49.253	58.157	211.1	15:24.180		
37	MV2S 1. Olivier Leclerot							2L	76	MV2S 1. Ludovic Revol							2L
1	1	3:00.347	1:11.125	1:01.551	47.671	127.0	3:00.347	1	1	3:38.130	2:02.928	52.141	43.061	145.3	3:38.130		
2	1	2:20.202	39.502	54.830	45.870	202.1	5:20.549	2	1	2:07.719	36.624	49.418	41.677	207.1	5:45.849		
3	1	2:15.864	38.914	53.865	43.085	203.2	7:36.413	3	1	2:07.299	36.580	49.631	41.088	207.5	7:53.148		
4	1	2:14.843	38.877	52.770	43.196	203.2	9:51.256	4	1	2:06.638	36.214	49.452	40.972	209.1	9:59.786		
5	1	2:13.661	38.068	52.138	43.455	203.6	12:04.917	5	1	2:06.511	36.031	49.298	41.182	210.3	12:06.297		
6	1	2:31.932 B	38.984	52.663	1:00.285	202.8	14:36.849	6	1	2:35.414 B	40.457	55.410	59.547	153.1	14:41.711		
41	THE CLUB MOTORSPORT 1. Roberto Benedetti 2. Marco Ampolo							2L	88	THE CLUB MOTORSPORT 1. Dario Caso 2. Luca Engolli							2L
1	1	2:17.980	43.726	51.727	42.527	155.1	2:17.980	1	1	2:24.212	48.045	53.079	43.088	140.1	2:24.212		
2	1	2:09.978	36.468	50.264	43.246	209.1	4:27.958	2	1	2:10.554	36.993	51.566	41.995	207.5	4:34.766		
3	1	2:34.509 B	38.466	54.035	1:02.008	209.1	7:02.467	3	1	2:08.874	36.824	50.579	41.471	208.3	6:43.640		
4	1	4:36.904	3:05.850	49.289	41.765	149.1	11:39.371	4	1	2:08.156	36.613	50.057	41.486	212.8	8:51.796		
5	1	2:06.735	36.290	49.181	41.264	206.7	13:46.106	5	1	2:08.493	37.003	50.435	41.055	208.3	11:00.289		
6	1	2:17.038 B	37.180	50.417	49.441	207.9	16:03.144	6	1	2:08.932	36.582	50.874	41.476	207.5	13:09.221		
55	MIRAGE RACING 1. Alexandre Jouan 2. Arthur Lepretre							2L	93	DM RACING 1. Pascal Corinti 2. Christophe Roure							2L
1	1	2:55.598	1:09.456	59.330	46.812	121.3	2:55.598	1	1	2:25.937	49.032	53.778	43.127	146.3	2:25.937		
2	1	2:14.701	38.560	52.664	43.477	204.7	5:10.299	2	1	2:09.860	37.435	50.512	41.913	206.3	4:35.797		
3	1	2:12.573	37.811	51.743	43.019	205.9	7:22.872	3	1	2:09.045	36.750	50.328	41.967	209.5	6:44.842		
4	1	2:14.357	37.864	52.551	43.942	205.5	9:37.229	4	1	2:09.474	37.184	49.978	42.312	210.3	8:54.316		
5	1	2:12.981	37.780	52.165	43.036	206.7	11:50.210	5	1	2:08.275	36.708	50.076	41.491	207.9	11:02.591		
6	1	2:12.855	37.248	51.595	44.012	205.1	14:03.065	6	1	2:07.769	36.546	49.822	41.401	208.3	13:10.360		
7	1	2:23.347 B	37.738	50.998	54.611	204.0	16:26.412	7	1	2:20.509 B	38.175	49.941	52.393	191.7	15:30.869		
68	GPC MOTORSPORT 1. Victor Weyrich							2L									
1	1	2:19.141	43.213	53.058	42.870	144.6	2:19.141										
2	1	2:07.644	36.483	49.408	41.753	209.5	4:26.785										
3	1	2:06.566	36.380	49.041	41.145	207.9	6:33.351										
4	1	2:06.161	36.366	49.008	40.787	206.7	8:39.512										
5	1	2:05.823	36.114	48.945	40.764	208.3	10:45.335										
6	1	2:05.670	36.133	48.685	40.852	207.5	12:51.005										
7	1	2:20.939 B	37.981	53.484	49.474	200.6	15:11.944										
69	MIRAGE RACING 1. Frederic De Brabant							2L									
1	1	2:46.826	1:05.872	54.360	46.594	123.3	2:46.826										
2	1	2:13.683	38.691	52.214	42.778	203.6	5:00.509										
3	1	2:10.857	37.267	51.100	42.490	206.3	7:11.366										
4	1	2:10.375	37.751	50.623	42.001	204.4	9:21.741										
5	1	2:09.708	37.273	50.615	41.820	204.7	11:31.449										
6	1	2:21.371 B	37.223	51.663	52.485	204.4	13:52.820										



MITJET

Circuit de Barcelona - Catalunya

Qualifying 2

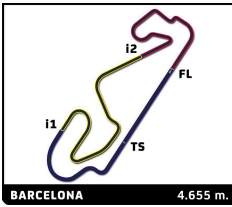
Final Classification

Nr.	Driver	Team	Car	Cl	Time	Lap Total	Gap	Kph
1	17 Nerses Isaakyan	ARCTIC ENERGY		ST	1:53.976	4 5	-	147.0
2	25 Romain Carton	GPC MOTORSPORT		ST	1:54.041	3 6	+0.065	146.9
3	23 Jeremy Lourenço	VIP CHALLENGE		ST	1:55.228	3 4	+1.252	145.4
4	12 Alexandre Guesdon	GENERATION STUNT		ST	1:55.344	2 6	+1.368	145.3
5	27 Christophe Cresp	VIP CHALLENGE		ST	1:55.868	5 6	+1.892	144.6
6	74 Sebastien Baud	GPC MOTORSPORT		2L	2:05.328	2 6	+11.352	133.7
7	68 Victor Weyrich	GPC MOTORSPORT		2L	2:05.397	5 6	+11.421	133.6
8	31 Francesco Malvestiti	THE CLUB MOTORSPORT		2L	2:05.641	6 7	+11.665	133.4
9	76 Ludovic Revol	MV2S		2L	2:06.169	4 7	+12.193	132.8
10	18 Edouard Cauhaupé	POLE POSITION		2L	2:06.345	2 6	+12.369	132.6
11	55 Arthur Lepretre	MIRAGE RACING		2L	2:07.042	3 6	+13.066	131.9
12	93 Christophe Roure	DM RACING		2L	2:07.994	6 7	+14.018	130.9
13	41 Marco Ampolo	THE CLUB MOTORSPORT		2L	2:08.168	6 7	+14.192	130.8
14	13 Xavier Marre-Boniface	VIP CHALLENGE		2L	2:08.841	6 7	+14.865	130.1
15	69 Frederic De Brabant	MIRAGE RACING		2L	2:09.069	6 7	+15.093	129.8
16	34 Hugo Dutertre	VIP CHALLENGE		2L	2:09.602	4 7	+15.626	129.3
17	5 François Pija	DM RACING		2L	2:09.914	3 7	+15.938	129.0
18	10 Omar Benhayoun	VIP CHALLENGE		2L	2:10.218	3 7	+16.242	128.7
19	32 Thomas Humeau	VIP CHALLENGE		2L	2:10.451	6 8	+16.475	128.5
20	88 Luca Engolli	THE CLUB MOTORSPORT		2L	2:10.604	2 6	+16.628	128.3
21	30 Yvan Dupuis	MV2S		2L	2:11.891	6 7	+17.915	127.1
22	37 Olivier Leclerot	MV2S		2L	2:12.706	6 7	+18.730	126.3
Fastest Lap					Lap 4	Nerses Isaakyan	1:53.976	147.0 Kph

Published at:

Track Status: **DRY**

Stewards:	Timekeeper:
------------------	--------------------



MITJET

Circuit de Barcelona - Catalunya

Qualifying 2

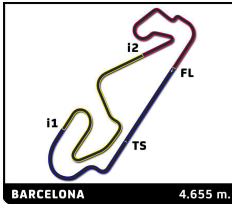
Final Classification by Class

Nr. Drivers	Team	Car	Time	Lap Total	Gap	Kph
2L						
1 74 S. Baud	GPC MOTORSPORT		2:05.328	2 6		133.7
2 68 V. Weyrich	GPC MOTORSPORT		2:05.397	5 6	+0.069 +0.069	133.6
3 31 D. Di Benedetto / F. Malvestiti	THE CLUB MOTORSPORT		2:05.641	6 7	+0.313 +0.244	133.4
4 76 L. Revol	MV2S		2:06.169	4 7	+0.841 +0.528	132.8
5 18 E. Cauhaupé	POLE POSITION		2:06.345	2 6	+1.017 +0.176	132.6
6 55 A. Jouan / A. Lepretre	MIRAGE RACING		2:07.042	3 6	+1.714 +0.697	131.9
7 93 P. Corinti / C. Roure	DM RACING		2:07.994	6 7	+2.666 +0.952	130.9
8 41 R. Benedetti / M. Ampolo	THE CLUB MOTORSPORT		2:08.168	6 7	+2.840 +0.174	130.8
9 13 X. Marre-Boniface	VIP CHALLENGE		2:08.841	6 7	+3.513 +0.673	130.1
10 69 F. De Brabant	MIRAGE RACING		2:09.069	6 7	+3.741 +0.228	129.8
11 34 H. Dutertre	VIP CHALLENGE		2:09.602	4 7	+4.274 +0.533	129.3
12 5 G. Pigeat / F. Pija	DM RACING		2:09.914	3 7	+4.586 +0.312	129.0
13 10 O. Benhayoun	VIP CHALLENGE		2:10.218	3 7	+4.890 +0.304	128.7
14 32 C. Contre / T. Humeau	VIP CHALLENGE		2:10.451	6 8	+5.123 +0.233	128.5
15 88 D. Caso / L. Engolli	THE CLUB MOTORSPORT		2:10.604	2 6	+5.276 +0.153	128.3
16 30 Y. Dupuis	MV2S		2:11.891	6 7	+6.563 +1.287	127.1
17 37 O. Leclerot	MV2S		2:12.706	6 7	+7.378 +0.815	126.3
ST						
1 17 N. Isaakyan	ARCTIC ENERGY		1:53.976	4 5		147.0
2 25 R. Carton	GPC MOTORSPORT		1:54.041	3 6	+0.065 +0.065	146.9
3 23 J. Lourenço	VIP CHALLENGE		1:55.228	3 4	+1.252 +1.187	145.4
4 12 A. Guesdon	GENERATION STUNT		1:55.344	2 6	+1.368 +0.116	145.3
5 27 C. Cresp	VIP CHALLENGE		1:55.868	5 6	+1.892 +0.524	144.6

Published at:

Track Status: **DRY**

Stewards:	Timekeeper:
------------------	--------------------

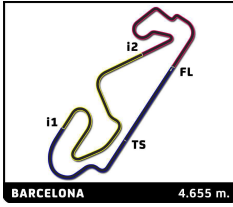


MITJET

Circuit de Barcelona - Catalunya Qualifying 2

Best Sector Times

SECTOR 1			SECTOR 2			SECTOR 3			Pos	Team	Cl	Ideal Lap	Best Lap
Pos	Driver	Time	Driver	Time	Driver	Time							
1	17 N.Isaakyan	32.709	17 N.Isaakyan	44.155	17 N.Isaakyan	36.870	1	17 ARCTIC ENERGY	ST	1:53.734	1:53.976	(1)	
2	27 C.Cresp	32.720	25 R.Carton	44.232	25 R.Carton	36.914	2	25 GPC MOTORSPORT	ST	1:53.963	1:54.041	(2)	
3	23 J.Lourenço	32.784	12 A.Guesdon	44.419	12 A.Guesdon	37.718	3	23 VIP CHALLENGE	ST	1:55.217	1:55.228	(3)	
4	25 R.Carton	32.817	23 J.Lourenço	44.543	27 C.Cresp	37.758	4	12 GENERATION STUNT	ST	1:55.344	1:55.344	(4)	
5	12 A.Guesdon	33.207	27 C.Cresp	44.981	23 J.Lourenço	37.890	5	27 VIP CHALLENGE	ST	1:55.459	1:55.868	(5)	
6	74 S.Baud	36.019	68 V.Weyrich	48.422	74 S.Baud	40.563	6	74 GPC MOTORSPORT	2L	2:05.062	2:05.328	(6)	
7	31 F.Malvestiti	36.035	74 S.Baud	48.480	68 V.Weyrich	40.779	7	68 GPC MOTORSPORT	2L	2:05.395	2:05.397	(7)	
8	76 L.Revol	36.128	76 L.Revol	48.697	31 F.Malvestiti	40.793	8	31 THE CLUB MOTORSPORT	2L	2:05.604	2:05.641	(8)	
9	68 V.Weyrich	36.194	31 F.Malvestiti	48.776	18 E.Cauhaupe	40.813	9	76 MV2S	2L	2:05.813	2:06.169	(9)	
10	55 A.Lepretre	36.296	18 E.Cauhaupe	49.027	76 L.Revol	40.988	10	18 POLE POSITION	2L	2:06.195	2:06.345	(10)	
11	18 E.Cauhaupe	36.355	93 C.Roure	49.450	55 A.Lepretre	41.079	11	55 MIRAGE RACING	2L	2:06.905	2:07.042	(11)	
12	41 M.Ampolo	36.457	55 A.Lepretre	49.530	93 C.Roure	41.315	12	93 DM RACING	2L	2:07.534	2:07.994	(12)	
13	93 C.Roure	36.769	41 M.Ampolo	49.656	41 M.Ampolo	41.489	13	41 THE CLUB MOTORSPORT	2L	2:07.602	2:08.168	(13)	
14	69 F.De Brabant	36.806	13 X.Marre-Boniface	50.005	13 X.Marre-Boniface	41.531	14	13 VIP CHALLENGE	2L	2:08.518	2:08.841	(14)	
15	10 O.Benhayoun	36.939	34 H.Dutertre	50.148	69 F.De Brabant	41.619	15	69 MIRAGE RACING	2L	2:08.788	2:09.069	(15)	
16	13 X.Marre-Boniface	36.982	5 F.Pija	50.237	34 H.Dutertre	42.105	16	34 VIP CHALLENGE	2L	2:09.429	2:09.602	(16)	
17	88 L.Engolli	37.093	69 F.De Brabant	50.363	88 L.Engolli	42.214	17	5 DM RACING	2L	2:09.758	2:09.914	(17)	
18	34 H.Dutertre	37.176	32 C.Contre	50.440	5 F.Pija	42.221	18	10 VIP CHALLENGE	2L	2:09.767	2:10.218	(18)	
19	5 F.Pija	37.300	10 O.Benhayoun	50.473	32 C.Contre	42.323	19	88 THE CLUB MOTORSPORT	2L	2:10.059	2:10.604	(20)	
20	32 C.Contre	37.300	88 L.Engolli	50.752	10 O.Benhayoun	42.355	20	32 VIP CHALLENGE	2L	2:10.063	2:10.451	(19)	
21	30 Y.Dupuis	38.054	30 Y.Dupuis	51.006	30 Y.Dupuis	42.663	21	30 MV2S	2L	2:11.723	2:11.891	(21)	
22	37 O.Leclerot	38.057	37 O.Leclerot	51.802	37 O.Leclerot	42.847	22	37 MV2S	2L	2:12.706	2:12.706	(22)	

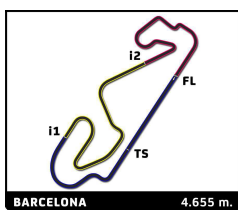


MITJET

Circuit de Barcelona - Catalunya Qualifying 2

Best Top Speeds

Team	Car	Class	Top Speed Driver	Top 1		Top 2		Top 3		Top 4		Top 5		Avg
				Kph	Lap	Kph	Lap	Kph	Lap	Kph	Lap	Kph	Lap	
23 VIP CHALLENGE		ST	J. Lourenço	233.8	3	232.8	2	228.4	4	126.3	1			205.3
25 GPC MOTORSPORT		ST	R. Carton	233.3	5	232.8	4	231.8	3	231.8	6	229.9	2	231.9
27 VIP CHALLENGE		ST	C. Cresp	231.8	3	231.3	4	231.3	6	230.8	2	230.8	5	231.2
17 ARCTIC ENERGY		ST	N. Isaakyan	229.4	3	229.4	4	228.9	5	228.4	2	157.8	1	214.8
12 GENERATION STUNT		ST	A. Guesdon	228.4	2	228.4	3	227.9	4	227.0	5	227.0	6	227.7
10 VIP CHALLENGE		2L	O. Benhayoun	213.2	6	210.7	3	210.3	5	209.9	2	205.5	4	209.9
18 POLE POSITION		2L	E. Cauhaupé	212.3	2	205.9	4	205.9	5	205.5	3	204.4	6	206.8
55 MIRAGE RACING		2L	A. Lepretre	210.7	3	209.5	4	207.9	5	207.5	6	205.9	2	208.3
13 VIP CHALLENGE		2L	X. Marre-Boniface	210.7	4	208.7	3	206.7	2	205.9	5	201.7	7	206.7
74 GPC MOTORSPORT		2L	S. Baud	210.3	6	209.9	3	209.5	2	209.1	5	208.7	4	209.5
76 MV2S		2L	L. Revol	210.3	5	209.9	4	208.7	6	207.9	3	205.5	2	208.5
69 MIRAGE RACING		2L	F. De Brabant	209.9	7	208.7	3	207.1	5	207.1	6	205.1	4	207.6
41 THE CLUB MOTORSPORT		2L	M. Ampolo	209.5	2	209.5	4	207.9	3	206.7	6	206.7	7	208.1
31 THE CLUB MOTORSPORT		2L	F. Malvestiti	209.1	6	207.1	3	206.3	2	205.5	4	205.5	5	206.7
93 DM RACING		2L	C. Roure	207.9	2	207.1	5	206.7	4	206.7	6	204.7	3	206.6
34 VIP CHALLENGE		2L	H. Dutertre	207.9	2	207.1	5	206.3	6	205.5	3	205.1	4	206.4
88 THE CLUB MOTORSPORT		2L	L. Engolli	207.9	2	207.5	3	206.3	4	206.3	5	154.9	1	196.6
32 VIP CHALLENGE		2L	C. Contre	207.1	6	206.3	4	204.4	2	204.4	7	201.3	3	204.7
37 MV2S		2L	O. Leclerot	207.1	4	206.7	6	206.3	7	205.9	3	205.9	5	206.4
68 GPC MOTORSPORT		2L	V. Weyrich	206.7	6	205.9	5	205.5	3	205.1	4	204.4	2	205.5
5 DM RACING		2L	F. Pija	205.9	3	205.1	4	204.4	2	203.6	5	203.6	6	204.5
30 MV2S		2L	Y. Dupuis	198.0	4	196.6	5	196.2	6	194.1	2	194.1	3	195.8

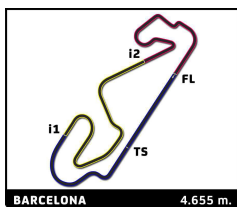


MITJET

Circuit de Barcelona - Catalunya
Qualifying 2

Fastest Lap Sequence

Practice Time	Team	Car	Class	Driver	Time	Kph	
4:15.761	76 MV2S		2L	Ludovic Revol	2:06.794	132.2	2
4:20.140	31 THE CLUB MOTORSPORT		2L	Francesco Malvestiti	2:06.596	132.4	2
5:57.188	68 GPC MOTORSPORT		2L	Victor Weyrich	2:05.743	133.3	2
5:57.738	74 GPC MOTORSPORT		2L	Sebastien Baud	2:05.328	133.7	2
16:07.911	27 VIP CHALLENGE		ST	Christophe Cresp	1:56.381	144.0	2
16:08.642	23 VIP CHALLENGE		ST	Jeremy Lourenço	1:56.220	144.2	2
16:34.215	17 ARCTIC ENERGY		ST	Nerses Isaakyan	1:54.134	146.8	2
19:16.199	25 GPC MOTORSPORT		ST	Romain Carton	1:54.041	146.9	3
20:23.105	17 ARCTIC ENERGY		ST	Nerses Isaakyan	1:53.976	147.0	4



MITJET

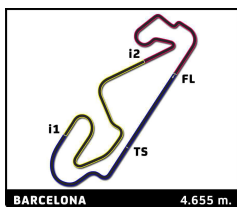
Circuit de Barcelona - Catalunya

Qualifying 2

Sector Analysis

Personal Best Session Best B Crossing the finish line in pit lane

Lap	D	Time	Sector 1	Sector 2	Sector 3	T. Spd	Elapsed	Lap	D	Time	Sector 1	Sector 2	Sector 3	T. Spd	Elapsed
5 DM RACING															
1. Guillaume Pigeat 2L															
2. François Pija															
1	2	2:24.983	49.579	52.108	43.296	123.0	2:24.983								
2	2	2:11.025	37.568	50.456	43.001	204.4	4:36.008								
3	2	2:09.914	37.300	50.237	42.377	205.9	6:45.922								
4	2	2:11.565	38.876	50.468	42.221	205.1	8:57.487								
5	2	2:15.819	37.480	50.854	47.485	203.6	11:13.306								
6	2	2:10.820	37.788	50.329	42.703	203.6	13:24.126								
7	2	2:32.708 B	41.073	54.146	57.489	170.7	15:56.834								
10 VIP CHALLENGE															
1. Omar Benhayoun 2L															
1	1	2:30.994	57.483	51.156	42.355	155.8	2:30.994								
2	1	2:10.685	36.939	51.071	42.675	209.9	4:41.679								
3	1	2:10.218	37.014	50.473	42.731	210.7	6:51.897								
4	1	2:13.276	37.478	50.715	45.083	205.5	9:05.173								
5	1	2:10.563	37.007	50.943	42.613	210.3	11:15.736								
6	1	2:10.574	36.968	51.232	42.374	213.2	13:26.310								
7	1	2:52.345 B	46.640	1:06.011	59.694	167.0	16:18.655								
12 GENERATION STUNT															
1. Alexandre Guesdon ST															
1	1	15:31.109	...	45.929	38.026	170.9	15:31.109								
2	1	1:55.344	33.207	44.419	37.718	228.4	17:26.453								
3	1	1:56.996	33.532	45.154	38.310	228.4	19:23.449								
4	1	1:59.001	34.452	45.615	38.934	227.9	21:22.450								
5	1	1:57.141	33.660	45.287	38.194	227.0	23:19.591								
6	1	1:57.692	33.902	45.456	38.334	227.0	25:17.283								
13 VIP CHALLENGE															
1. Xavier Marre-Boniface 2L															
1	1	2:26.689	50.385	52.519	43.785	125.3	2:26.689								
2	1	2:10.079	36.982	50.393	42.704	206.7	4:36.768								
3	1	2:09.659	37.075	50.027	42.557	208.7	6:46.427								
4	1	2:12.111	39.530	50.449	42.132	210.7	8:58.538								
5	1	2:09.382	37.068	50.214	42.100	205.9	11:07.920								
6	1	2:08.841	37.261	50.049	41.531	201.0	13:16.761								
7	1	2:21.501 B	37.142	50.005	54.354	201.7	15:38.262								
17 ARCTIC ENERGY															
1. Nerses Isaakyan ST															
1	1	14:40.081	...	46.612	37.697	157.8	14:40.081								
2	1	1:54.134	33.032	44.232	36.870	228.4	16:34.215								
3	1	1:54.914	32.719	45.180	37.015	229.4	18:29.129								
4	1	1:53.976	32.709	44.155	37.112	229.4	20:23.105								
5	1	1:54.239	32.836	44.351	37.052	228.9	22:17.344								
18 POLE POSITION															
1. Edouard Cauhaue 2L															
1	1	3:57.431	2:27.014	49.450	40.967	154.7	3:57.431								
2	1	2:06.345	36.355	49.027	40.963	212.3	6:03.776								
3	1	2:06.698	36.511	49.374	40.813	205.5	8:10.474								
4	1	2:06.608	36.421	49.106	41.081	205.9	10:17.082								
5	1	2:06.682	36.476	49.143	41.063	205.9	12:23.764								
6	1	2:22.802 B	38.371	52.453	51.978	204.4	14:46.566								
23 VIP CHALLENGE															
1. Jeremy Lourenço ST															
1	1	14:12.422	...	47.733	39.915	126.3	14:12.422								
2	1	1:56.220	33.400	44.543	38.277	232.8	16:08.642								
3	1	1:55.228	32.784	44.554	37.890	233.8	18:03.870								
4	1	2:14.988 B	32.984	44.689	57.315	228.4	20:18.858								
25 GPC MOTORSPORT															
1. Romain Carton ST															
1	1	15:27.859	...	46.217	37.329	174.8	15:27.859								
2	1	1:54.299	33.055	44.232	37.012	229.9	17:22.158								
3	1	1:54.041	32.865	44.262	36.914	231.8	19:16.199								
4	1	1:54.438	32.817	44.473	37.148	232.8	21:10.637								
5	1	1:54.414	32.894	44.324	37.196	233.3	23:05.051								
6	1	1:54.221	32.852	44.281	37.088	231.8	24:59.272								
27 VIP CHALLENGE															
1. Christophe Cresp ST															
1	1	14:11.530	...	47.631	39.708	120.7	14:11.530								
2	1	1:56.381	33.156	45.084	38.141	230.8	16:07.911								
3	1	2:36.022	32.720	1:24.699	38.603	231.8	18:43.933								
4	1	1:56.025	32.844	45.126	38.055	231.3	20:39.958								
5	1	1:55.868	32.878	45.232	37.758	230.8	22:35.826								
6	1	1:56.094	33.027	44.981	38.086	231.3	24:31.920								
30 MV2S															
1. Yvan Dupuis 2L															
1	1	2:44.462	1:03.605	56.225	44.632	132.4	2:44.462								
2	1	2:13.788	38.627	51.819	43.342	194.1	4:58.250								
3	1	2:13.348	38.436	52.249	42.663	194.1	7:11.598								
4	1	2:12.421	38.370	51.234	42.817	198.0	9:24.019								
5	1	2:12.381	38.300	51.163	42.918	196.6	11:36.400								
6	1	2:11.891	38.054	51.006	42.831	196.2	13:48.291								
7	1	2:59.306 B	48.678	1:04.051	1:06.577	138.5	16:47.597								
31 THE CLUB MOTORSPORT															
1. Davide Di Benedetto 2L															
2. Francesco Malvestiti															
1	2	2:13.544	41.183	50.546	41.815	156.2	2:13.544								
2	2	2:06.596	36.326	48.971	41.299	206.3	4:20.140								
3	2	2:06.518	36.394	49.331	40.793	207.1	6:26.658								
4	2	2:06.445	36.160	48.989	41.296	205.5	8:33.103								
5	2	2:11.542	37.027	50.035	44.480	205.5	10:44.645								
6	2	2:05.641	36.035	48.776	40.830	209.1	12:50.286								
7	2	2:22.954 B	36.110	49.034	57.810		15:13.240								
32 VIP CHALLENGE															
1. Christophe Contre 2L															
2. Thomas Humeau															
1	1	2:28.633	53.863	52.048	42.722	153.3	2:28.633								
2	1	2:12.519	37.927	50.774	43.818	204.4	4:41.152								
3	1	2:11.190	38.205	50.560	42.425	201.3	6:52.342								
4	1	2:10.608	37.518	50.544	42.546	206.3	9:02.950								
5	1	2:11.965	37.683	50.440	43.842	199.5	11:14.915								
6	1	2:10.451	37.300	50.828	42.323	207.1	13:25.366								
7	1	2:11.029	37.556	50.643	42.830	204.4	15:36.395								
8	1	2:33.188 B	38.153	51.471	1:03.564	198.4	18:09.583								



MITJET

Circuit de Barcelona - Catalunya

Qualifying 2

Sector Analysis

■ Personal Best ■ Session Best B Crossing the finish line in pit lane

Lap	D	Time	Sector 1	Sector 2	Sector 3	T. Spd	Elapsed	Lap	D	Time	Sector 1	Sector 2	Sector 3	T. Spd	Elapsed	
34	VIP CHALLENGE 1. Hugo Dutertre							2L	7	1	2:28.151 B	38.029	56.276	53.846	209.9	16:06.592
1	1	2:29.596	56.164	50.774	42.658	152.1	2:29.596	1	1	3:52.410	2:22.921	48.733	40.756	159.2	3:52.410	
2	1	2:14.932	37.553	50.600	46.779	207.9	4:44.528	2	1	2:05.328	36.019	48.480	40.829	209.5	5:57.738	
3	1	2:09.641	37.227	50.148	42.266	205.5	6:54.169	3	1	2:05.494	36.136	48.795	40.563	209.9	8:03.232	
4	1	2:09.602	37.230	50.267	42.105	205.1	9:03.771	4	1	2:06.204	36.584	48.891	40.729	208.7	10:09.436	
5	1	2:10.476	37.239	50.307	42.930	207.1	11:14.247	5	1	2:05.897	36.215	48.822	40.860	209.1	12:15.333	
6	1	2:10.091	37.176	50.481	42.434	206.3	13:24.338	6	1	2:28.316 B	36.555	53.683	58.078	210.3	14:43.649	
7	1	2:19.489 B	37.252	50.801	51.436	202.8	15:43.827									
37	MV2S 1. Olivier Leclerot							2L								
1	1	2:22.992	46.082	52.922	43.988	151.6	2:22.992	1	1	2:08.967	37.939	49.258	41.770	152.3	2:08.967	
2	1	2:19.319	39.419	54.031	45.869	203.2	4:42.311	2	1	2:06.794	36.439	49.269	41.086	205.5	4:15.761	
3	1	2:14.539	38.873	52.404	43.262	205.9	6:56.850	3	1	2:14.420	36.314	56.727	41.379	207.9	6:30.181	
4	1	2:14.122	39.009	52.222	42.891	207.1	9:10.972	4	1	2:06.169	36.162	49.019	40.988	209.9	8:36.350	
5	1	2:14.382	38.167	53.084	43.131	205.9	11:25.354	5	1	2:06.292	36.128	48.697	41.467	210.3	10:42.642	
6	1	2:12.706	38.057	51.802	42.847	206.7	13:38.060	6	1	2:08.294	36.212	49.623	42.459	208.7	12:50.936	
7	1	2:46.603 B	39.005	1:03.088	1:04.510	206.3	16:24.663	7	1	2:38.074 B	40.236	57.137	1:00.701	172.0	15:29.010	
41	THE CLUB MOTORSPORT 1. Roberto Benedetti 2. Marco Ampolo							2L								
1	2	2:14.578	40.839	51.641	42.098	154.2	2:14.578	1	2	2:17.305	43.628	51.310	42.367	154.9	2:17.305	
2	2	2:08.818	36.760	50.569	41.489	209.5	4:23.396	2	2	2:10.604	37.339	51.051	42.214	207.9	4:27.909	
3	2	2:08.623	36.593	50.238	41.792	207.9	6:32.019	3	2	2:11.292	37.093	51.187	43.012	207.5	6:39.201	
4	2	2:12.129	36.457	50.091	45.581	209.5	8:44.148	4	2	2:11.695	37.135	50.752	43.808	206.3	8:50.896	
5	2	2:08.657	36.765	50.303	41.589	205.9	10:52.805	5	2	2:29.411 B	37.217	52.220	59.974	206.3	11:20.307	
6	2	2:08.168	36.698	49.939	41.531	206.7	13:00.973	6	2	3:22.604 B	1:27.627	53.487	1:01.490	145.7	14:42.911	
7	2	2:18.597 B	36.784	49.656	52.157	206.7	15:19.570									
55	MIRAGE RACING 1. Alexandre Jouan 2. Arthur Lepretre							2L								
1	2	3:56.994	2:24.920	50.434	41.640	155.3	3:56.994	1	2	2:23.600	48.975	51.735	42.890	145.3	2:23.600	
2	2	2:08.145	37.096	49.530	41.519	205.9	6:05.139	2	2	2:10.072	38.559	49.945	41.568	207.9	4:33.672	
3	2	2:07.042	36.402	49.561	41.079	210.7	8:12.181	3	2	2:09.119	37.426	49.959	41.734	204.7	6:42.791	
4	2	2:07.184	36.296	49.644	41.244	209.5	10:19.365	4	2	2:31.089	51.904	56.388	42.797	206.7	9:13.880	
5	2	2:08.397	37.108	49.982	41.307	207.9	12:27.762	5	2	2:08.532	36.769	50.448	41.315	207.1	11:22.412	
6	2	2:20.581 B	36.939	50.572	53.070	207.5	14:48.343	6	2	2:07.994	36.973	49.450	41.571	206.7	13:30.406	
								7	2	2:44.212 B	42.140	1:02.076	59.996	198.8	16:14.618	
68	GPC MOTORSPORT 1. Victor Weyrich							2L								
1	1	3:51.445	2:21.244	49.152	41.049	156.4	3:51.445									
2	1	2:05.743	36.270	48.545	40.928	204.4	5:57.188									
3	1	2:05.707	36.260	48.668	40.779	205.5	8:02.895									
4	1	2:06.181	36.588	48.770	40.823	205.1	10:09.076									
5	1	2:05.397	36.194	48.422	40.781	205.9	12:14.473									
6	1	2:11.207 B	36.279	49.023	45.905	206.7	14:25.680									
69	MIRAGE RACING 1. Frederic De Brabant							2L								
1	1	2:51.105	1:18.497	50.395	42.213	147.9	2:51.105									
2	1	2:09.214	37.011	50.584	41.619	204.4	5:00.319									
3	1	2:09.596	36.846	51.028	41.722	208.7	7:09.915									
4	1	2:09.414	37.097	50.363	41.954	205.1	9:19.329									
5	1	2:10.043	37.192	50.738	42.113	207.1	11:29.372									
6	1	2:09.069	36.806	50.390	41.873	207.1	13:38.441									